










www.sse.com.cn

2023			2023 12 31
156,000,000	10	2.34	36,504,000
			30.30%

1

2



SMBB

MBB

SMBB

SmartWire 0BB

HJT



|

1

2

3

BOM

MES

4

OEM/ODM

1.

(1)

2021 3

2023 7

6,700

51%

48%

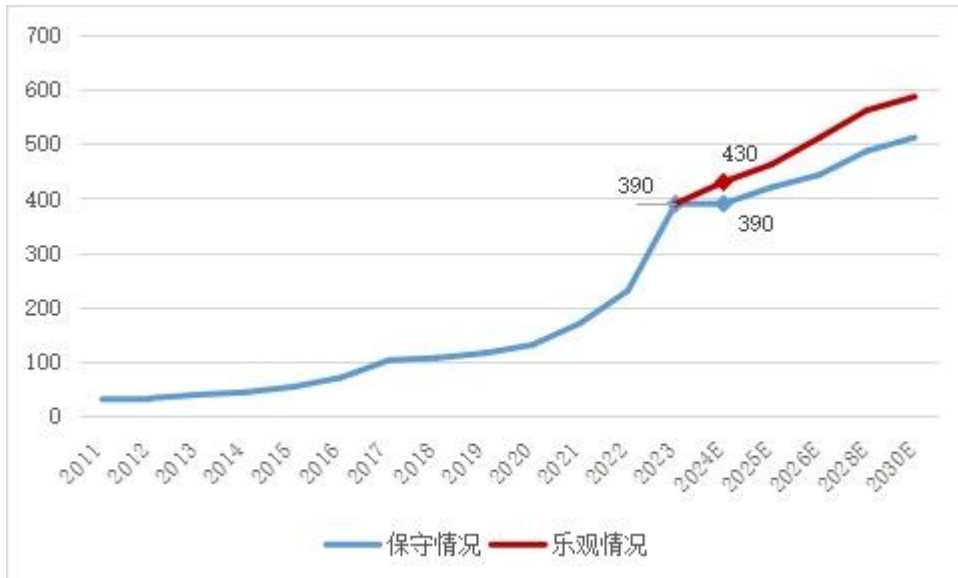
2020-2023



(2)

2023 7 16
 2023
 2030
 2023 11 15
 2030
 2023
 216.88GW
 145.12%
 2023
 2023
 499GW
 69.3%
 2024
 190-220GW
 390-430GW

2011-2023 GW

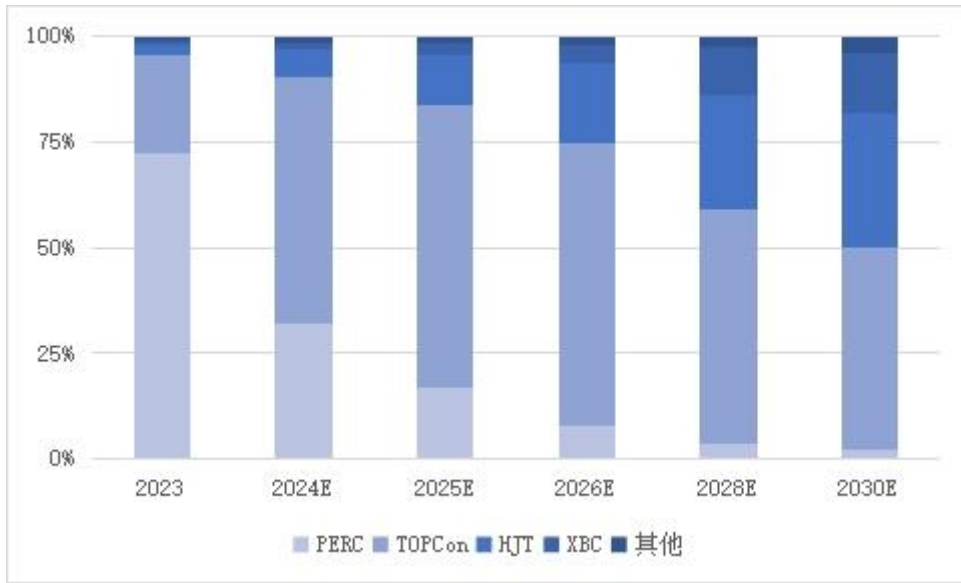


2023 23.0% HJT
 P
 N
 26.5%
 2022 0.9%
 N
 TOPCon
 2030 N
 2.6% XBC

95% N

2022-2030

%



2010

SMBB

16BB

2023
87.5%

TOPCon

9BB-11BB

2BB

SMBB

(3)

2021

2023 6

+

2024 2

2027

PCS

CQC UL CB RoHS FCC() IC() VDE

CE

3.

3C

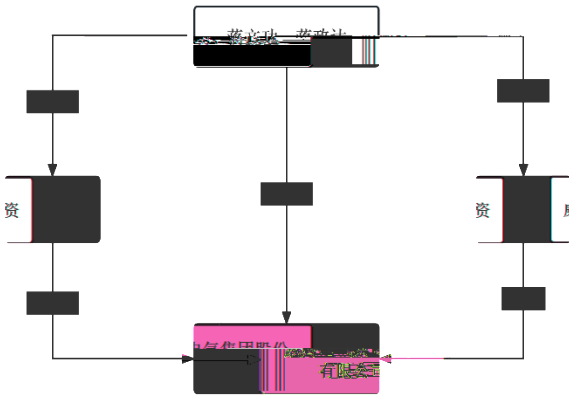
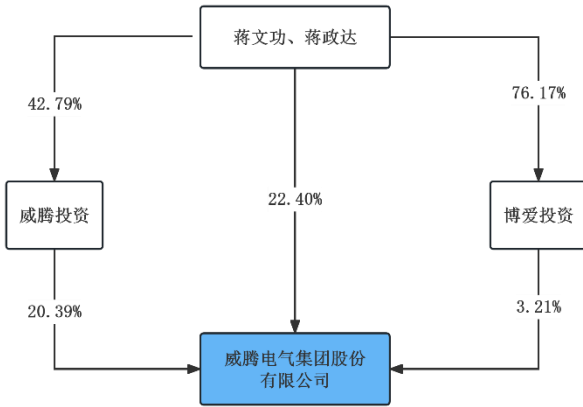
2023 N

TOPCon

HJT XBC

--	--	--	--	--	--

	1-3	4-6	7-9	10-12
	430,451,200.85	603,510,103.59	973,700,915.04	840,001,756.92
	13,285,171.43	25,232,088.90	46,246,459.03	35,699,831.57
	10,329,039.86	24,666,325.16	46,051,872.00	36,252,199.97
	-64,389,348.88	-173,806,116.31	-124,584,782.14	143,502,861.67



1.20
28.48
72.30% 2023
74.03%
87.37%
9,198.51
54.74%